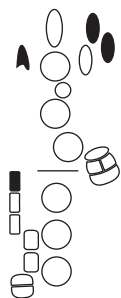
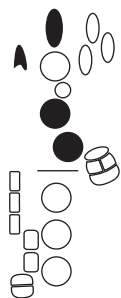


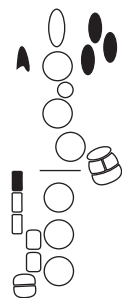
CANNONBALL ALTO SAXOPHONE ALTISSIMO FINGERING CHART E TO G WITH SPLIT TONES



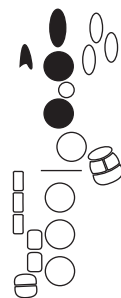
E



E

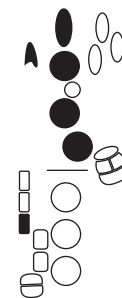


F



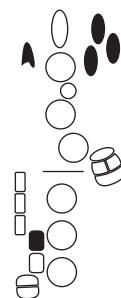
F

(may split)

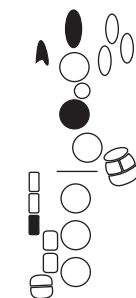


F

Growing Split tone

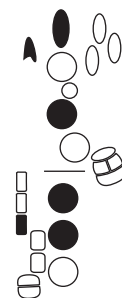


F#

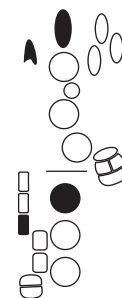


F#

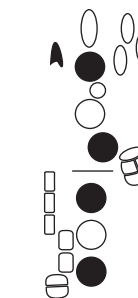
Growing Split tone



F#

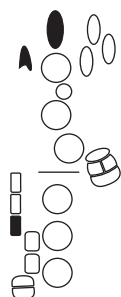


G

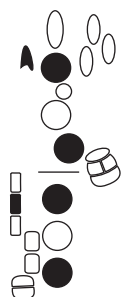


G

Growing Split tone

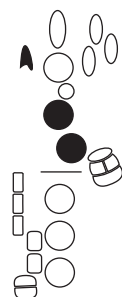


G#

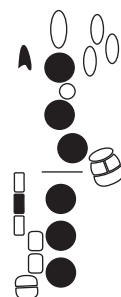


G#

Growing Split tone

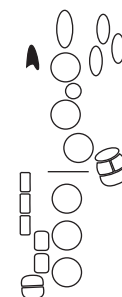


A

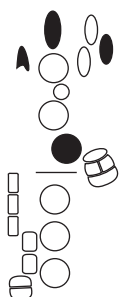


A

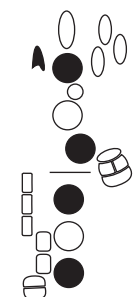
Growing Split tone



B^b

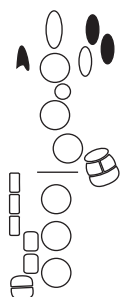


B

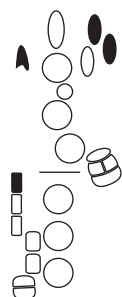


C

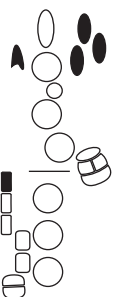
Beefy Split tone



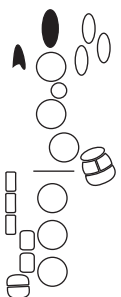
C



C#

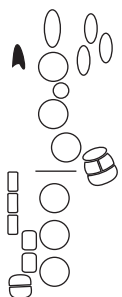


D

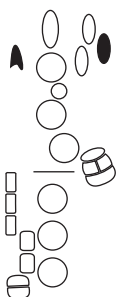


D

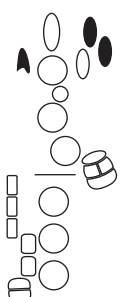
Beefy (may split)



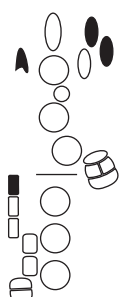
E^b



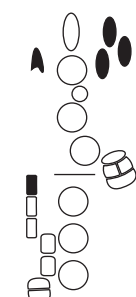
E



F



F#



G

This is not a comprehensive altissimo fingering chart. The fingerings represented are good options for facility, or (as noted) good choices for achieving split-tones (feedback). Split-tones may be possible on many of these fingerings, but we have noted the fingerings that produce them easily or with a more intense disruption in tone.

Cannonball®